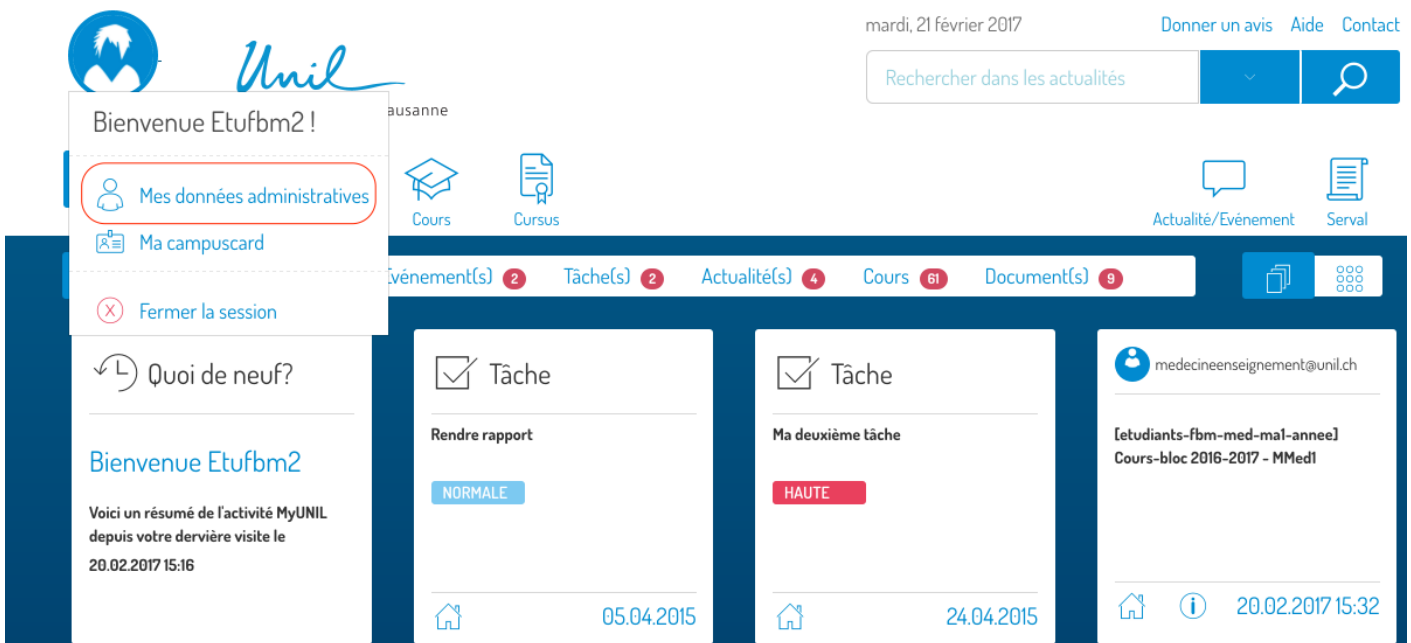


Access and print your certificate of registration

Students can access and print their academic credentials from the "My Profile" application in the user menu.

Access to user profile



1. Click on the avatar or image of the profile and choose the submenu "My administrative data"

Administrative data and attestations

The screenshot shows a user profile interface. At the top, there are two tabs: 'Données administratives' and 'Mes immatriculations', with the latter being selected and marked with a red circle '2'. A 'Signaler une erreur' button is in the top right. The left sidebar contains a user avatar with a 'Modifier avatar' button, a blurred ID card, and a list of administrative details: Date de naissance (18.08.1992), Nationalité (Suisse), Sexe (féminin), Etat civil (célibataire), Numéro d'immatriculation (blurred), Lieu de naissance (Lausanne), Statut étudiant (Régulier), and Statut dossier (Inscrit). Below this is a red-bordered box with a PDF icon, a red circle '1', and the text 'Attestation 2016A'. The main content area is titled 'Mes adresses' and lists two addresses. The first address is 'Route du Bois 8' in 'Suisse' (marked with a red circle '2'), with a home icon and a phone icon. The second address is 'Décanat Biologie et Médecine, Quartier UNIL-CHUV Rue du Bugnon 21, 1011 Lausanne', also in 'Suisse', with a briefcase icon and a phone icon. To the right of the addresses is a section titled 'Utilisation' listing various services: Ressources Humaines : Adr. Contrat, Adresse correspondance immatriculation, Adresse parents, Adresse envoi grade, Adresse pendant examens, Annuaire Electronique, Adresse pendant les études ou Domicile, Accès Informatique, and Carte à puce. Below the second address, it says 'Ressources Humaines : Adr.professionnelle'.


The administrative data of the user are displayed on this page. For students, their registrations, as well as their registration certificates for the various semesters are also listed.

1. PDF of the certificate of the current semester
2. Access to the objectives and the list of all registration certificates

If the registration certificate of the current semester is not present at the left panel (1), you can generate it at anytime from the list of all registration certificates (2).

Registrations and list of all certificates


Données administratives
Mes immatriculations
Signaler une erreur




Modifier avatar

Date de naissance
Nationalité
Sexe
Etat civil
Numéro d'immatriculation
Lieu de naissance
Statut étudiant
Statut dossier

18.08.1992
Suisse
♀
célibataire
[Redacted]
Lausanne
Régulier
Inscrit




Attestation 2016A















Mes objectifs

Faculté	Niveau	Grade désiré	Branche(s)
Biologie et Médecine	1ère année MA	Maîtrise universitaire en Médecine	Médecine humaine



Mes attestations

2016 A
2016 P
2015 A
2015 P
2014 A
2014 P
2013 A
2013 P
2012 A
2012 P
2011 A
2010 A

1. PDF of the certificate of the current semester
2. List of all registration certificates with download and/or generation

As all registration certificates of all semesters are listed here, you can generate them again after some changes about cursus, postal address...

If the certificate of the current semester is not present at the left panel (1), you can generate it at anytime from the list of all registration certificates (2).

Révision #2

Créé 27 juin 2023 06:12:32 par Karim Khouw Zegwaart

Mis à jour 31 janvier 2024 16:40:32 par Karim Khouw Zegwaart