

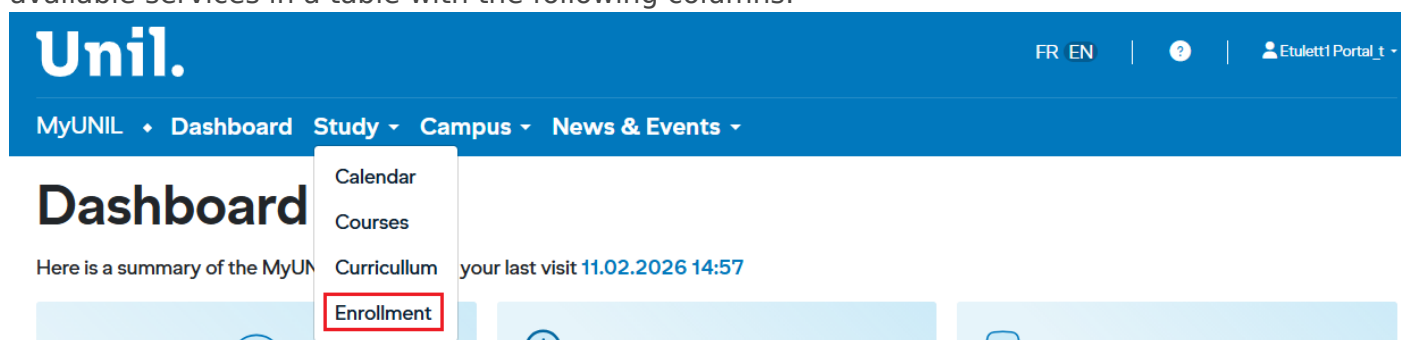
Course and Assessment Registration

Table of Contents

1. [Accessing the Registration Service](#)
 2. [Registration Contract](#)
 3. [Selecting Your Courses](#)
 4. [Reviewing and Confirming Your Registration](#)
 5. [Registration and Withdrawal Periods](#)
 6. [Key Points to Remember](#)
-

1. Accessing the registration service

Go to **MyUNIL** and click on **Enrollment** in the navigation menu. The main page displays the list of available services in a table with the following columns:



The screenshot shows the MyUNIL dashboard interface. At the top, there is a blue header with the 'Unil.' logo on the left and 'FR EN | ? | Etulett1Portal_t' on the right. Below the header, a navigation bar contains 'MyUNIL', 'Dashboard', 'Study', 'Campus', and 'News & Events'. A dropdown menu is open under 'Study', listing 'Calendar', 'Courses', 'Curriculum', and 'Enrollment'. The 'Enrollment' option is highlighted with a red rectangular box. Below the navigation bar, the word 'Dashboard' is prominently displayed, followed by the text 'Here is a summary of the MyUNIL' and 'your last visit 11.02.2026 14:57'. Three light blue rectangular buttons are visible at the bottom of the dashboard area.

List of services :

Enrollment

For other types of registration (Bachelor's/Master's theses, etc. – for all faculties), follow [this link](#).

Service name	Faculty	Period	Status	Opening period	
Transfer Bachelor/Master	Faculté des lettres		Open	15 Feb 2026 (00:00) 31 Jul 2026 (00:00)	
Registration for teachings and exams	Faculté des lettres	2026P (06/2026)	Close	16 Feb 2026 (08:00) 15 Mar 2026 (23:59)	


The main page displays the list of available services in a table with the following columns:


Column	Description
Service Name	Type of operation (registration or withdrawal)
Faculty	Your affiliated faculty (e.g., School of Criminal Sciences)
Period	The relevant semester (e.g., 2025A for the winter 2026 session)
Status	Indicates whether the service is Open or Closed
Opening Period	The exact dates during which the service is accessible

Click the blue icon to the right of the "**Inscription aux enseignements et aux évaluations**" (Course and Assessment Registration) row to begin your registration.

Button states :

The button can have multiple states depending on the status. Each state defines the actions available to the user.

 **Greyed-out eye** — Complement closed
No action is available.

 **Active arrow** — Registration open
Registration is available.

2. Registration contract

Before proceeding with registration, a **registration contract** is displayed. Read it carefully as it outlines your obligations. Here are the key points:

Inscription

[Retour sur la liste des services](#)

Étudiant-e UNIL - Contrat d'Inscription

Il vous appartient de connaître vos obligations de présentation des examens de modules. Merci de consulter le Règlement publié sur le site en fonction de votre cursus.

Il sera nécessaire de vous inscrire :

Pour le semestre d'automne : Aux enseignements et aux épreuves dispensés sur le semestre ainsi qu'aux enseignements annuels (Droit pénal I par exemple). A l'exception des matières évaluées par "validation non notée" qui requièrent uniquement l'inscription à l'enseignement.

Pour le semestre de printemps : Aux enseignements et aux épreuves dispensés sur le semestre ainsi qu'aux enseignements ET aux épreuves annuels (Droit pénal I par exemple). A l'exception des matières évaluées par "validation non notée" qui requièrent uniquement l'inscription à l'enseignement.

Lorsque de mêmes enseignements sont proposés dans différents modules, merci de vous assurer de vous inscrire aux enseignements et aux épreuves dans le module souhaité. Sous réserve de justes motifs, tout déplacement après la période d'inscription sera refusé. La note et les crédits seront attribués au module auquel vous vous êtes inscrit-e-s. Nous vous conseillons de bien consulter votre plan d'études avant vos inscriptions.

[Je prends connaissance](#)

Information: Depending on your faculty or school, there may be no registration contract. In this case, you will be taken directly to the registration process.

Click "**Je prends connaissance**" (I acknowledge) to confirm you have read the contract and access the course selection page.

3. Selecting your courses

The registration page displays your study programme in **expandable sections** organised hierarchically.

Page Structure

Your programme is shown at the top (e.g., *Master of Science in Forensic Science, Physical Identification track*) along with the total number of required ECTS credits (e.g., 120 ECTS credits).

Below that, modules are listed with their category and associated credit count:

Module	Type	ECTS Credits
Core Curriculum	Compulsory	38
Advanced Courses in the Track	Compulsory	40
Complementary Courses in the Track	Compulsory	12
Additional Credits	—	—

How to select a course

1. **Click the chevron** (>) to the left of a module to expand it and display the available courses.

2. **Check the courses** you wish to register for.
3. Repeat for each relevant module.

Courses offered in multiple modules

If the same course is offered in different modules, make sure you register under the **correct module**. Grades and credits will be attributed to the module in which you are registered.

Unil.
MyUNIL • Inscription

Inscription

[Retour sur la liste des services](#)

Inscription aux enseignements et aux évaluations de la session d'hiver 2026

Ecole des sciences criminelles (ESC)

▼ Maîtrise universitaire ès Sciences en science forensique, orientation identification physique (2020 ->)	120 crédits ECTS
> Tronc commun Obligatoire	38 crédits ECTS
> Enseignements approfondis de l'orientation Obligatoire	40 crédits ECTS
> Enseignements complémentaires de l'orientation Obligatoire	12 crédits ECTS
> Crédits supplémentaires L'inscription en ligne n'est pas possible.	

[Enregistrer et afficher le résumé](#)

“ **Tip:** Review your study plan carefully before registering.

“ **Registration process details**

Some faculties use a specific configuration. Therefore, when you select an evaluation or a course, other associated elements may be automatically selected within the same module.

4. Reviewing and confirming your registration

The "**Récapitulatif de l'inscription**" (Registration Summary) page displays a summary of all your selections. A message prompts you to verify that the information has been entered correctly.

Inscription

[Retour sur la liste des services](#)

Récapitulatif de l'inscription

Ces informations sont un résumé des choix précédents. Veuillez vérifier si les données sont correctement saisies.

(**Only for test**) Choisir un email:

E-mail de confirmation

[Modifier](#) Fermer tout

- Maîtrise universitaire ès Sciences en science forensique, orientation identification physique (2020 ->)

- Tronc commun Obligatoire

Enseignements :

- [Interprétation de l'indice scientifique et prise de décision \(cours et TP\)](#)

- Type : Cours (C)

- Enseignant-e(s) : Biedermann Alex, Taroni Franco

- Crédits : 3.0

- [Interprétation de l'indice scientifique et prise de décision \(cours et TP\)](#)

- Type : Travaux pratiques (TP)

- Enseignant-e(s) : Biedermann Alex, Taroni Franco

- Crédits : 3.0

What you see on this page

The summary is organised by module. Each selected course appears with the following details:

- **Course name** (clickable link to the course description)
- **Type:** Lecture (C), Practical Work (TP), Seminar (S), etc.
- **Instructor(s):** Name(s) of the course instructor(s)
- **Credits:** Number of ECTS credits awarded

Available actions

- **Edit:** Click the "**Modifier**" (Edit) button at the top right to return to the selection page and make changes.
- **Confirmation email:** You can request a summary email to be sent to your UNIL address.
- **Collapse all / Expand all:** Use the checkbox at the top to expand or collapse all sections at once.

“ **Important:** Review your summary carefully. Make sure each course is registered under the correct module.

5. Registration and withdrawal periods

Registrations and withdrawals are subject to **strict deadlines**. Here is an example calendar for the winter 2026 session (School of Criminal Sciences):

Service	Opening Period	Status
Course and Assessment Registration	15 Sept. 2025 (00:00) - 12 Oct. 2025 (23:59)	Open
Course and Assessment Withdrawal	13 Oct. 2025 (00:00) - 26 Oct. 2025 (23:59)	Closed

“ **Note:** Dates and periods vary by faculty. Always check the registration page on MyUNIL for the exact dates that apply to you.

6. Key points to remember

- **Review your study plan** before registering so you know which courses and modules to choose.
- **Respect the deadlines:** once the registration period is closed, it will no longer be possible to modify your selections (except in justified circumstances).
- **Annual courses and assessments:** The system only allows registration for courses and assessments taking place during the current semester and/or the upcoming examination session. Typically, in the autumn semester, it is not possible to register for assessments of annual courses, as these are only organized starting from the following summer examination session.
- **Additional credits:** if online registration is not available for certain modules, contact your department office.
- For **other types of registration** (Bachelor/Master theses, etc.), a dedicated link is available on the main registration page.

Révision #15

Créé 9 février 2026 16:24:12 par Paulo Monteiro

Mis à jour 18 février 2026 07:36:23 par Yvan Paz